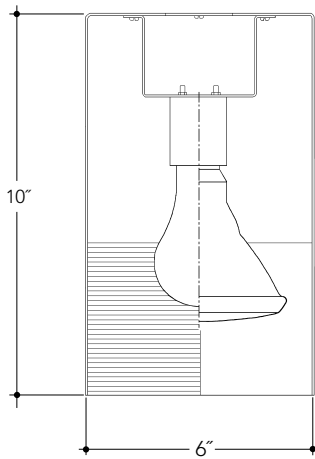


DIMENSIONS



FEATURES

Housing – .064" thick spun aluminum cylinder. Polyester powdercoat exterior finish with factory standard colors White (WHT), Black (BLK), Bronze (BZ), Silver (CS).

Socket – Pulse Rated, glazed porcelain medium base with nickel plated brass screw shell. *UL Listed.*

Reflector – Heavy gauge hand spun aluminum cone with a specular "Alzak" finish or multi-groove baffle.

Pendant – Pendant mount accepts slope ceilings with a 45° swivel adjustment. L* – Factory stem length is 12".

Wall Bracket – Cast Aluminum Construction.

Features



Manufactured and Listed to UL 1598, ETL and CSA standards. Suitable for Damp Locations. Interior use only.

ORDERING INFORMATION

EXAMPLE: VC610INC1-WHT-SCL

Lamps and Wattage	Mounting	Housing	Voltage	Color	Reflector	Baffle
PAR38 150	VC VP VW	610INC	1	WHT BLK BZ BA CS	SCL SGC ECL WHT	BL WH

CYLINDER STYLES

OPEN OR OPEN BAFFLED

Ceiling Mount

6" Aperture

VC610INC Ceiling Mount, 6"x10", Vertical, Incandescent

Finish Options

- SCL** Specular Clear "Alzak"
- SGC** Soft Glow Clear
- ECL** Etch Clear
- WHT** White Reflector

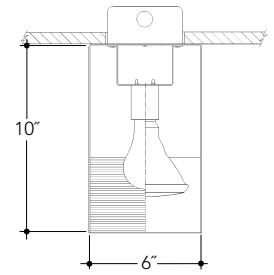
Options

- PF** Polished Flange

Baffle Finish Options

Specify reflector finish option - see above, then add baffle finish color

- BL** Black Baffle
- WH** White Baffle

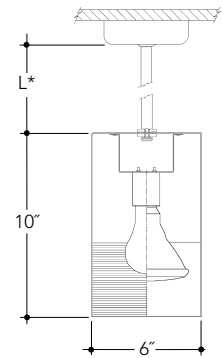


Pendant Mount

6" Aperture

VP610INC Pendant Mount, 6"x10", Vertical, Incandescent

See above for Options.

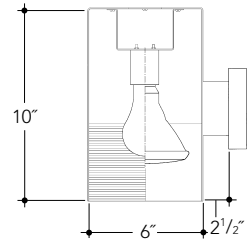


Wall Mount

6" Aperture

VW610INC Wall Mount, 6"x10", Vertical, Incandescent

See above for Options.



Voltage Descriptions
1 - 120 Volts

Vantage reserves the right to change components, finishes or design details in any manner which does not alter the installed appearance or reduce performance and intended function.

▲ See Options pages for other options and finishes. Vantage recommends the use of Philips or Sylvania lamps.