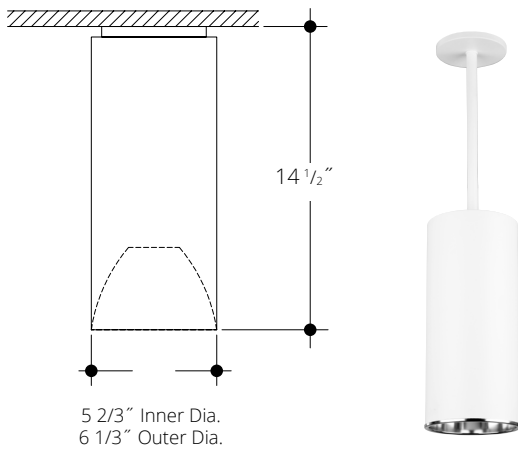


## DIMENSIONS



## FEATURES

### Fortimo LED DLM Flex Systems

New Fortimo LED Downlight Module (DLM) Flex systems now provide the latest advances, including high quality LED options to satisfy both functional and performance requirements along with excellent energy efficiency and color consistency. For practical and general lighting applications, the Fortimo LED DLM Flex Module is an excellent solution.

Its direct white mid-power LED technology combines high light quality and energy efficiency levels over 100 lm/W, offering superior price/performance along with low maintenance costs and a long lifetime of 50,000 hours. Six lumen packages are available: 1100, 1500, 2000, 3000, 4000 and 5000.

#### Features and Benefits

- High energy efficiency system up to 107 lm/W.
- Wide range of lumen packages from 1100-5000 lm.
- High quality of light with CRI 80 and 3 SDCM color consistency.
- Philips Xitanium driver features internal thermal protection and 0-10V dimming to 1% of lumen output.
- Input volts 120-277V.
- Minimum 50,000 hours of life at L<sub>70</sub> standard.
- Smart systems with Philips Advance Xitanium drivers.
- 5 year warranty on LED module and driver.

#### Cylinder

Housing is .064" thick spun aluminum cylinder. Polyester powdercoat exterior finish with factory standard colors White (WHT), Black (BLK), Bronze (BZ), Silver (CS).

VC Mounting - Ceiling mount over recessed octagonal 4" junction box (by others).

VP Mounting - Pendant mount with 3/8" IP x 12" long rigid stem and swivel canopy for mounting on sloped ceilings up to 45°. Custom length stems available.

VW Mounting - Wall mount bracket constructed of cast aluminum and designed for mounting over recessed junction box. (by others).

CCK Cord and Cable Mounting kits available, standard length 72", other lengths available. Provided with 5 conductor cord to support 0-10V dimming.

## CYLINDER STYLES

### OPEN

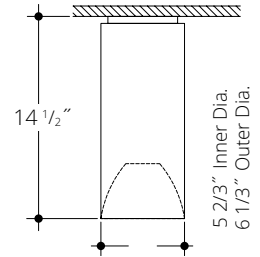
#### Ceiling Mount

6" Aperture

VC614PLED Ceiling Mount 6"x14"  
Vertical LED

#### Finish Options

SCL Specular Clear "Alzak"  
SGC Soft Glow Clear  
ECL Etch Clear  
WHT White Reflector



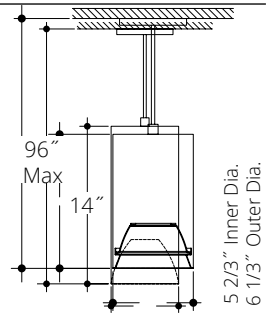
#### Pendant Mount

6" Aperture

VP614PLED Pendant Mount 6"x14"  
Vertical LED

#### Finish Options

SCL Specular Clear "Alzak"  
SGC Soft Glow Clear  
ECL Etch Clear  
WHT White Reflector



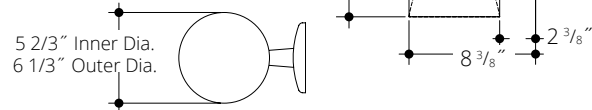
#### Wall Mount

6" Aperture

VW614PLED Wall Mount 6"x14"  
Vertical LED

#### Finish Options

SCL Specular Clear "Alzak"  
SGC Soft Glow Clear  
ECL Etch Clear  
WHT White Reflector



Manufactured and Listed to UL 1598, ETL and CSA standards.  
Suitable for Damp Locations. Interior use only.

## ORDERING INFORMATION

EXAMPLE: VP614PLED-2030K-CS-SGC-P-36"

Wattage LED	Mounting	Series	Lumens	Kelvin	Color	Finish	Options
See Chart Below	VC	614PLED	-11 = 1100	27K = 2700K	WHT	SCL	CCK-(XX")
	VP		-15 = 1500	30K = 3000K	BLK	SGC	DMX
	VW		-20 = 2000	35K = 3500K	BZ	ECL	P-(XX")
			-30 = 3000	40K = 4000K	CC	WHT	REM
			-40 = 4000	50K = 5000K	CS		TDM
			-50 = 5000				ZDM

Lumens	Wattage*
1100-40K	13.8
1100-27K	14.7
1500-40K	18.8
1500-27K	20.1
2000-40K	25.2
2000-27K	26.4
3000-40K	35.8
3000-27K	37.1
4000-40K	51.0
4000-27K	52.3
5000-40K	56.0
5000-27K	57.4

\*Actual Wattage/Lumens may vary.

Vantage reserves the right to change components, finishes or design details in any manner which does not alter the installed appearance or reduce performance and intended function.

#### Options

CCK-(XX") - Cord and Cable Mounting Kit  
DMX - driver in canopy, not cylinder  
P-(XX") - Additional Stem Length (Specify Length)  
REM - Remote Emergency Battery Backup

REM not available with the CCK (cord & cable kits)

TDM - Triac/phase dimming to 20%  
ZDM - 1% dimming up to 12000 lumens  
5000K option

See Options pages for other options and finishes.