


Part #	Prepared By
Project	Notes
Type	
Date	

4" Round, F-Class Gen V

Lensed LED Downlight, 750-7000 Lumens - Shallow Housing



Features & Specifications

ELECTRICAL SYSTEM

- 750 - 7000 lumens
- 2700K - 5000K CCT
- Optional Tunable White, 2700K - 6500K or 1800K - 4000K CCT
- 80 CRI with 3 SDCM color consistency (+90 CRI optional)
- Standard 0-10V 1% dimming driver, ZDM; optional drivers available
- 120V - 277V Universal Input Volts, 347V option
- Minimum 50,000 hour lifetime at L70
- -20°C to 30°C Ambient Operating Temperature Range

OPTICS

- Precision spun architectural-grade reflector with regressed lens
- Polycarbonate, Glass and Acrylic lens options
- Reflectors available in Alzak® and painted finishes
- Distribution is free of streaks, striations and hotspots
- 60° Medium distribution standard, 20°-80° Beamshaper® options
- Flangeless reflector optional
- Air Tight sealed lens/reflector optional

FRAME & MOUNTING

- Galvanized steel frame with integrated junction box featuring hinged access covers with spring retaining latches
- Vertically adjustable rigid formed mounting brackets that accept a variety of mounting bars with auxillary nail holes and T-bar slots
- T-Bars included, suitable for joist spacing from 12" to 24"
- Supports straight conduit runs - (3) 3/4" knockouts
- Through branch wiring - (8) #12 AWG (4 in, 4 out), 90°C conductors
- Accessibility to all LED components from below ceiling
- Flush to the ceiling reflectors, secured by high quality friction clips

Listings

- ETL certified to UL 1598 and UL8750 requirements
- Tested according to LM-79 and LM-80 standards
- Energy Star® certified versions available (see Vantage Energy Star® guide for details)
- Suitable for damp locations under covered ceiling
- Optional IP65 dust and water protection below ceiling plane, in certain configurations
- Buy American Act (BAA)

Warranty & Notes

- 5-year limited warranty on LED module and driver
- www.vantageltg.com/product-warranty
- Photometric tests performed by an accredited NVLP facility and in accordance to IESNA LM-79-2008 testing procedures
- Insulation must be kept 3" away from luminaire

Lumens*

Nominal Lumens	Delivered Lumens	Wattage	Lumens Per Watt
750	465	9.4	49.47
1100	682	15.4	44.29
1500	929	21.6	43.01
2000	1239	27.2	45.55
3000	1859	33.5	55.49
4000	2478	45.5	54.46
5000	3098	58.96	25.96
6000	3718	60.1	61.86
7000	4337	85.3	50.84

All measured at 3500K with a standard medium distribution
*Actual Wattage/Lumens may vary.

Ordering Information

EXAMPLE: A4VEFLEDU-1130K-L4011FR-SGC-ZDM

Series	Voltage	Lumens	Kelvin (CCT)	Reflector/Lens*	Finishes	Options**
A4VEFLED	U - 120V-277V 1 - 120V 2 - 277V 3 - 347V (347V Step Down Transformer) *Must provide voltage when optional drivers are selected.	07 - 750 11 - 1100 15 - 1500 20 - 2000 30 - 3000 40 - 4000 50 - 5000 60 - 6000 70 - 7000	27K - 2700K 30K - 3000K 35K - 3500K 40K - 4000K 50K - 5000K TWC - Tunable White Full Color (2700k-6500k)* TWW - Turnable White Warm Color (1800k-4000k)* DTW - Dim-to-Warm (1800K-3000K)** *Available up to 2000 lumens **Available up to 5000 lumens	L4011 L4011P L4011FR L4011FRP L4014 L4014P L4012D 20° L4014D 40° L4016D 60° L4018D 80° - FL Flangeless* *Requires MUDRING4-EKIT	SCL Specular Clear SGC Soft Glow Clear WHT White Matte *All trims supplied standard with white painted flange.	ZDM (standard) DTD DTDHL DMX DCA TDM DMM DMMHO DL-2 DL-3 LDE1 PEQ0 PSQ0 HCR PF AT EM17 EMI17 EM20 EMI20 EM-CW-LED GR-4-xx" GTD SENSDYOC BRGESEN IP65

*Lens Notes

L4011 - Medium Beam Clear Glass Lensed Reflector
L4011P - Medium Beam Clear Polycarbonate Lensed Reflector
L4011FR - Medium Beam Frosted Glass Lensed Reflector
L4011FRP - Medium Beam Frosted Polycarbonate Lensed Reflector
L4014 - Medium Beam Prismatic Glass Lensed Reflector
L4014P - Medium Beam Prismatic Acrylic Lensed Reflector
L4012D - BeamShaper® Lens, 20° Beam Angle Reflector
L4014D - BeamShaper® Lens, 40° Beam Angle Reflector
L4016D - BeamShaper® Lens, 60° Beam Angle Reflector
L4018D - BeamShaper® Lens, 80° Beam Angle Reflector

**Options Notes

ZDM - 0-10V 1% dimming driver (standard)
DTD - 0-10V 0.1% dimming driver. (up to 4000 lumens)
DTDHL - 0-10V 0.1% dimming driver. (use with 5000 - 7000 lumens)
DMX - DMX with RDM dimming driver, requires **DCA**

DCA - Daisy Chain Adaptor

TDM - Triac (Forward Phase, 120V only) dimming driver. (up to 5000 lumens)
DMM - Dali Driver (up To 5000 Lumens)
DMMHO - Dali Driver (use with 6000 and 7000 Lumens)
TWC - Tunable White Full Color 27k-65k, 90+ Cri With 0-10v Dual Control And 0.1% Dimmings. (up to 2000 Lumens)
TWW - Turnable White Warm Color 18k-40k, 90+ Cri With 0-10v Dual Control And 0.1% Dimmings. (up to 2000 Lumens)
DTW - Dim-to-Warm 18K-30K, 90CRI with 0-10V. (up to 5000 lumens)
DL-2 - Lutron 2-Wire Hi-lume dimming driver. (up to 3000 lumens)
DL-3 - Lutron Hi-lume 1% 3-wire dimming driver. (up to 3000 Lumens)
LDE1 - Lutron Hi-lume 1% with Soft-On, Fade-to-Black dimming driver. (up to 4000 lumens)
PEQ0 - Lutron Hi-lume Premier 0.1% with Soft-On, Fade-to-Black dimming driver. (up to 4000 lumens)

PSQ0 - Lutron Eco-system Tunable White Driver .1% (up to 2000 lumens, requires TWW or TWC and ECOSYSTEM PROJECT ID)

HCR - High CRI, 90+ minimum. (Not available in 5000 Kelvin)

PF - Polished Flange

AT - Air Tight

EM17 - Battery Backup Wiremote Test Button & Indicator Light (for 800-5000 Lumens)

EMI17 - Battery Backup Wintegral Test Button & Indicator Light (for 800-5000 Lumen)

EM20 - Battery Backup Wiremote Test Button & Indicator Light (for above 5000 Lumen)

EMI20 - Battery Backup Wintegral Test Button & Indicator Light (for above 5000 Lumen)

EM-CW-LED - Cold Weather Rated Emergency Driver

GR-4-xx" - 4" Goof Ring (inner Dimension - Specify outer dimension in place of 'xx')

GTD - Generator Transfer Device

SENSDYOC - Daylight/occupancy Sensor - remote mount

BRGESEN - Bridge up to 400 Watts for Sensdyoc

IP65 - Requires lens EXCLUDING L4014 and L4014P

Vantage reserves the right to change components, finishes or design details in any manner which does not alter the installed appearance or reduce performance and intended function.

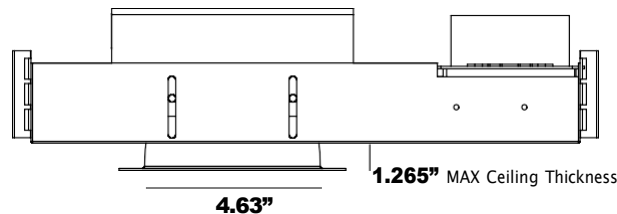
4" Round, F-Class Gen V

Lensed LED Downlight, 750-7000 Lumens - Shallow Housing

Dimensional Data

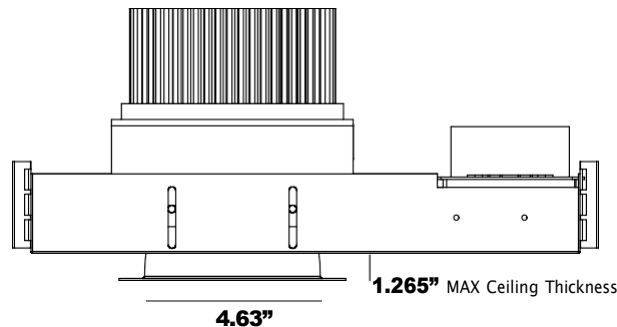
Ceiling Cut Out 4.63"

Overall Height
with 5/8" Ceiling
3.31" 3000L
3.61" 4000L & 5000L

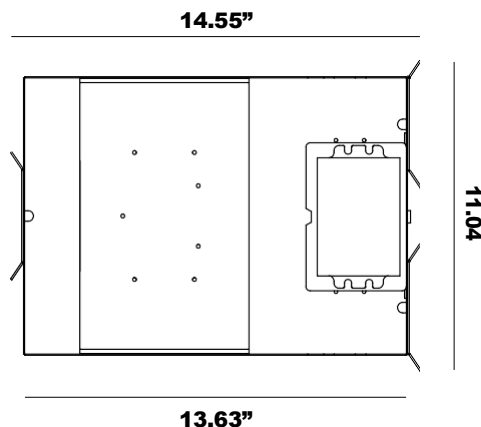


Overall Height
Min. 3.14" with 1.25" Ceiling
Max. 3.75" With 0.25" Ceiling
Add 0.30" for 4000 & 5000L

Overall Height
with 5/8" Ceiling
6.07" 6000L & 7000L



Overall Height
Min. 5.50" with 1.25" Ceiling
Max. 6.50" With 0.25" Ceiling



PLEASE NOTE – IP65 option requires four equally spaced fasteners through the reflector flange, visible from below the ceiling plane

Reflector Finishes / Lens Options



Photometry

L4011 - 60° Medium Distribution

Model
AIC4VEFLEDU-1535K-L4011SCL

Lumens

929

Watts

21.6

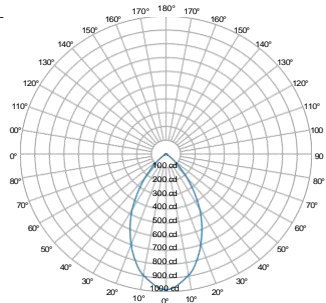
Efficiency

43.01

SC

0.84

Candela Curve



Cone of Light

Mounting Height AFF	FC at Center on Floor	Beam Diameter
8.0'	15 fc	8.8'
10.0'	10 fc	11.0'
12.0'	7 fc	13.2'
14.0'	5 fc	15.4'
16.0'	4 fc	17.6'
20.0'	2 fc	21.9'
24.0'	2 fc	26.3'
30.0'	1 fc	32.9'

Candela Table

Candela	0.00°
0.00°	986
5.00°	953
15.00°	807
90.00°	0

Zonal Lumen Summary

Zone	Lumens	% Luminaire
0° - 30°	581	62%
0° - 40°	791	85%
0° - 60°	917	99%
60° - 90°	30	3%
0° - 20°	315	34%
20° - 50°	595	64%
50° - 70°	66	7%
70° - 90°	2	0%
0° - 90°	929	100%
90° - 180°	0	0%
Total	929	100%

Spacing Criterion

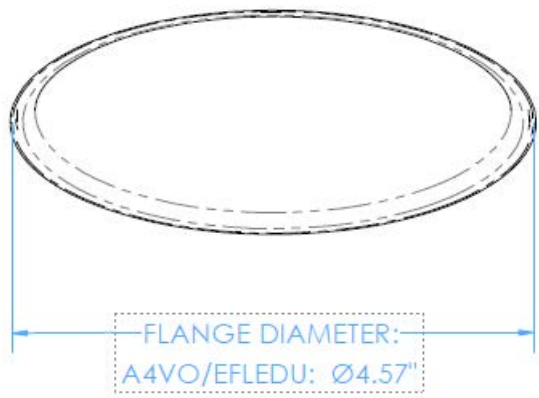
Height	Spacing	Light Level*
8 ft	6.7 ft	~ 15 fc
10 ft	8.4 ft	~ 10 fc
12 ft	10.1 ft	~ 7 fc
8 ft	5.0 ft	~ 27 fc
10 ft	6.3 ft	~ 18 fc
12 ft	7.6 ft	~ 12 fc
8 ft	3.4 ft	~ 62 fc
10 ft	4.2 ft	~ 39 fc
12 ft	5.0 ft	~ 27 fc

* approximate direct light level at floor based on spacing criterion overlap

MULTIPLIER

CRI	Multiplier	Kelvin	Multiplier	Reflector Finish	Multiplier
80	1	2700K	0.939	SCL	1
90	0.8	3000K	0.975	SGC	0.95
		3500K	1	WHT	0.87
		4000K	1.035		
		5000K	1.098		

Vantage reserves the right to change components, finishes or design details in any manner which does not alter the installed appearance or reduce performance and intended function.



4" FLANGELESS TRIM MUD-IN MOUNTING KITS

OPEN: MUDRING4-OKIT
ENCLOSED: MUDRING4-EKIT

