

Part #	Prepared By
Project	Notes
Type	
Date	



8" Round, F-Class Commercial

Open, LED Wall Wash, 750-4000 Lumens



Description

F-Class Commercial downlights are designed to provide premium features at a commercial value. The Open Wall Wash precision spun reflector provides a wall wash distribution and sharp light cutoff. Standard 0-10V 10% dimming driver; optional drivers available.

Features & Construction

ELECTRICAL SYSTEM

- 750 - 4000 lumens
- 2700K - 5000K CCT
- 80 CRI with 3 SDCM color consistency (+90 CRI optional)
- Standard 0-10V 10% dimming driver; optional drivers available
- 120 - 277V
- Minimum 50,000 hour lifetime at L70
- -20°C to 30°C Ambient Operating Temperature Range

OPTICS

- Precision spun reflector with integrated 'kicker plate'
- Reflectors available in Alzak® and painted finishes
- Distribution is free of streaks, striations and hotspots
- Medium distribution
- 45° Cutoff

FRAME & MOUNTING

- Adjustable mounting ears and junction box included
- Mounting ears accept standard hanger bars 14" - 24" (included)
- Knock outs for through wiring
- US cold-rolled steel housing

Listings

- ETL certified to UL 1598 and UL8750 requirements
- Tested according to LM-79 and LM-80 standards
- Suitable for damp locations; Wet location under covered ceiling
- Buy American Act

Warranty & Notes

- 5-year limited warranty on LED module and driver
- www.vantageltg.com/product-warranty
- Photometric tests performed by an accredited NVLP facility and in accordance to IESNA LM-79-2008 testing procedures
- Insulation cannot be in direct contact with luminaire

Lumens

Nominal Lumens	Delivered Lumens	Wattage	Lumens Per Watt
750	710	7.7	92.21
1100	1143	12.3	92.93
1500	1544	16.6	93.01
2000	2038	22.13	92.09
3000	3088	33.2	93.01
4000	4107	44.2	92.92

All measured at 3500K with a standard medium distribution
*Actual Wattage/Lumens may vary.

Ordering Information

EXAMPLE: V8OFCRWW1-0735K-F8160-SGC-HCR

		-			-		-		
Series	Voltage		Lumens	Kelvin (CCT)	Reflector	Reflector Finish		Options*	
V8OFCRWW	U - 120V-277V* *Universal Voltage only available with ZDM-1% Driver. 1 - 120V** 2 - 277V** **Must specify voltage when standard SDM 10% is selected. TDM (triac) is 120V only.		07 - 750 11 - 1100 15 - 1500 20 - 2000 30 - 3000 40 - 4000	27K - 2700K 30K - 3000K 35K - 3500K 40K - 4000K 50K - 5000K	F8160 Wall Wash Open Reflector	SCL Specular Clear SGC Soft Glow Clear WHT White Matte *All trims supplied standard with white painted flange.		SDM ZDM TDM HCR PF REM	

*Options Notes

SDM - 0-10V 10% dimming driver (standard, Must Specify Voltage as 120V or 277V)
 ZDM - 0-10V 1% dimming driver (Universal Voltage).
 TDM - Triac (Forward Phase, 120V only) dimming driver.
 HCR - High CRI, 90+ minimum. Not available in 5000 Kelvin.
 PF - Polished Flange
 REM - Emergency battery back-up. Remote test button & indicator light.

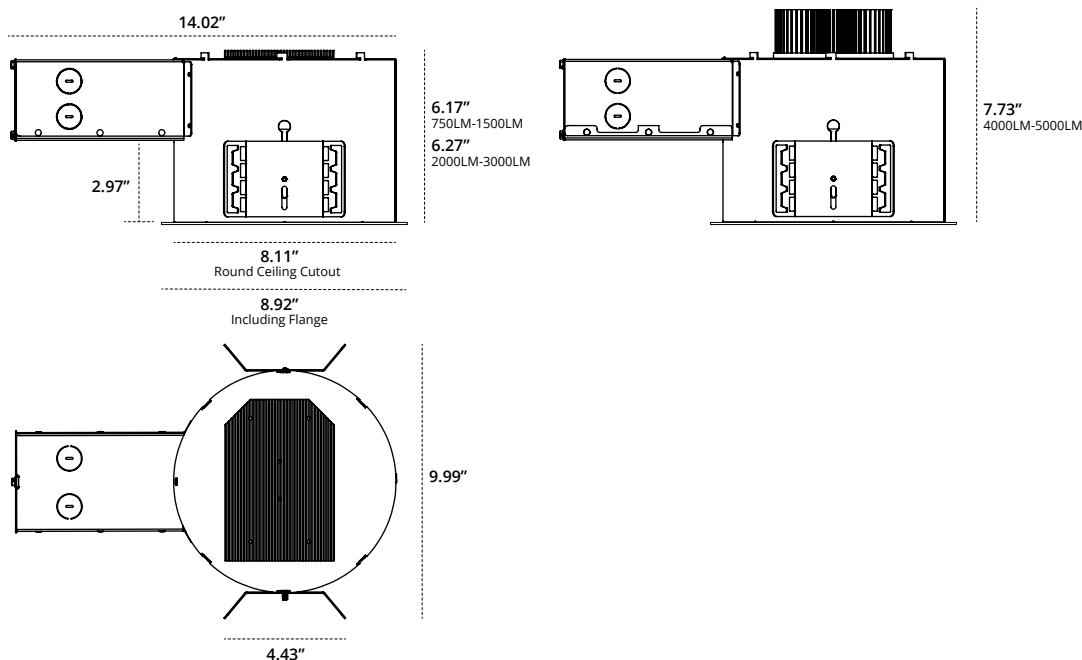
8" Round, F-Class Commercial

Open, LED Wall Wash, 750-4000 Lumens

F-CLASS
Commercial

Dimensional Data

New Construction



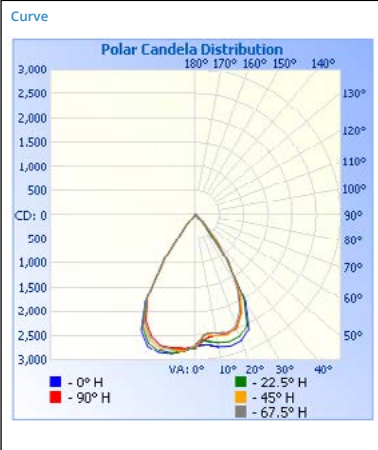
WALL WASH - WW 3035K

Model
V8OFCRWW-3035K-
F8160-SLC

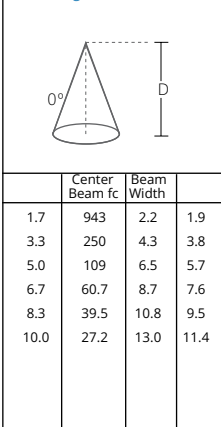
Lumens
3088

Efficacy
93.01

SC
0.9959



Cone of Light



Candela Table

Degrees Vertical	Candela
0.0	2724
1.0	2711
3.0	2696
5.0	2700
7.0	2720
9.0	2752
10.0	2766
15.0	2807
20.0	2772
25.0	2609
30.0	2065
35.0	1099
40.0	294
45.0	39
50.0	26
55.0	19
60.0	15
65.0	12
70.0	10
75.0	9
80.0	8
85.0	7
90.0	6

Zonal Lumen Summary

Zone	Lumens	% Luminaire
0-30	2138.5	69.6
0-40	2838.2	92.3
0-60	2980.0	97
60-90	42.8	1.4
70-100	31.3	1
90-120	22.8	0.7
0-90	3023.7	98.4
90-180	50.6	1.6
0-180	3074.4	100

MULTIPLIER

CRI	Multiplier	Kelvin	Multiplier	Reflector Finish	Multiplier
80	1	2700K	0.939	SCL	1
90	0.81	3000K	0.975	SGC	0.95
		3500K	1	WHT	0.87
		4000K	1.035		
		5000K	1.098		