

Part #	Prepared By
Project	Notes
Type	
Date	



# 4" LED/F-Class Commercial Remodeler Kit

LED 4" Downlight Commercial-Grade Remodeler Kit, non-IC, 1100-2000 lumens



## Description

Commercial-grade 4 inch LED recessed, non-IC LED remodeler kit with medium beam spread, featuring superior thermal management and simple installation. Light engine features LED module and LED driver with outputs ranging from 1100 to 2000 lumens and color temperatures from 3000 to 4000°K. A wide selection of driver, reflector finishes and emergency battery back-up options available.

## Specifications and Features

### Benefits

- High energy efficiency system up to 107 lm/W.
- Wide range of lumen packages from 1100-2000 lm.
- High quality of light with CRI 80 and 3 SDCM color consistency.
- 0-10V dimming to 1% of lumen output.
- Input volts 120V.
- Minimum 50,000 hours of life at L70 standard.

### Construction

Self-contained LED/Driver module system provides low profile and easy installation from below ceiling. Universal friction clips provide robust retention of LED/Driver module and reflector system to pre-existing downlight housing.

## Listings

Manufactured and Listed to UL 1598, ETL and CSA standards. Non-IC rated. Insulation to be kept 3" from luminaire. Suitable for Damp Locations; Wet location under covered ceiling. All photometric tests performed by an accredited NVLP facility and in accordance to IESNA LM-79-2008 testing procedures. ENERGY STAR® certified product.

## Warranty

5-year warranty on LED components.

## Ordering Information

EXAMPLE: RMD-V4OFCR1-1130K-F4060-SCL

Series/Mounting	Voltage*	Lumens	Kelvin	Reflector	Finish	Options*
RMD-V4OFCR 4" round, Open	1 - 120 V  *for 277V see F-Class Gen V Retrofit and Remodelers	11 -1100 15 - 1500 20 - 2000	30K - 3000K 35K - 3500K 40K - 4000K	F4060 Medium Distribution F4019 Non-Conductive Shower Trim	SCL SGC WHT	REM L3DA GR-4-xx

### Reflector Finish Options

SCL - Specular Clear "Alzak"  
SGC - Soft Glow Clear  
WHT - White Reflector

All trims supplied standard  
with white painted flange.

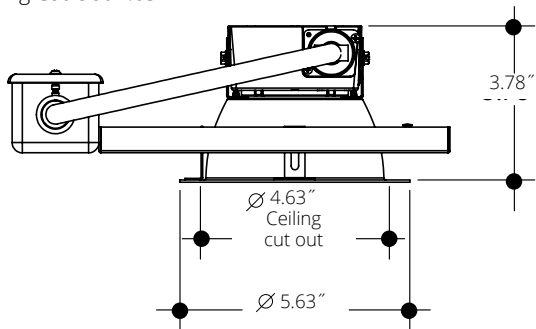
### Options

REM - Remote mount  
emergency  
L3DA - Lutron Hi-Lume 1%  
3-wire dimming driver  
GR-4-xx - 4" Goof Ring  
(specify outer dimension in  
inches where 'xx' are.)


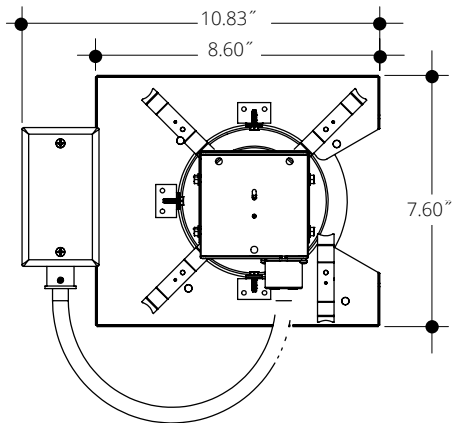
Vantage reserves the right to change components, finishes or design details in any manner which does not alter the installed appearance or reduce performance and intended function.

# Dimensional Data: LED 4" Commerical Downlight Remodeler Kit, non-IC, 1100-2000 Lumens

Ceiling Cut Out 4.63"



## F-CLASS COMMERCIAL REMODELER KIT CONTENTS



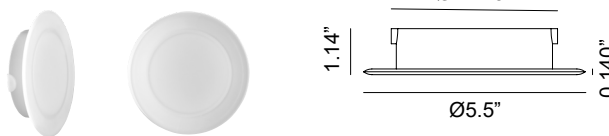
## Lumens

Lumens	Wattage*
1100	10.5
1500	15.1
2000	20.1

All measured at 3000K  
\*Actual Wattage/Lumens may vary.

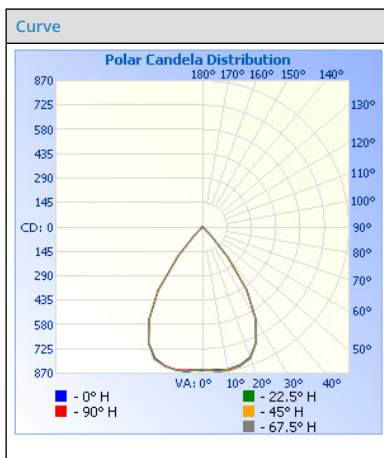
## SHOWER TRIM – LED – ROUND 4" Aperture

L4019 Non Conductive Shower Trim



## Photometrics

Test Number	PHM-RPT-180302-07
Model	RMD-V4OFCR1-1135K
Lumens	1046.39
Efficacy	97.15
SC	0.9728



Cone of Light			
	Center Beam fc		
1.7	293	2.3	2.4
3.3	77.8	4.5	4.7
5.0	33.9	6.8	7.1
6.7	18.9	9.1	9.6
8.3	12.3	11.3	11.9
10.0	8.47	13.6	14.3

Candela Table	
Degrees Vertical	Candela
0.0	847
1.0	846
3.0	848
5.0	853
7.0	856
9.0	858
10.0	859
15.0	850
20.0	823
25.0	753
30.0	630
40.0	232
45.0	71
50.0	14
55.0	9
60.0	7
65.0	5
70.0	4
75.0	4
80.0	3
85.0	3
90.0	3
95.0	3
100.0	3

Zonal Lumen Summary		
Zone	Lumens	% Luminaire
0-30	663.2	63.4
0-40	936.6	89.5
0-60	1014.5	97
60-90	12.3	1.2
70-100	10.1	1
90-120	8.6	0.8
0-90	1026.8	98.1
90-180	19.6	1.9
0-180	1046.4	100

VANTAGE LIGHTING F-CLASS Commercial Multipliers			
CRI	MULTIPLIER	KELVIN	MULTIPLIER
80	1	4000K	1.035
		3500K	1
		3000K	0.975
FINISH	MULTIPLIER		
SCL	1		
SGC	0.95		
WHT	0.87		

Vantage reserves the right to change components, finishes or design details in any manner which does not alter the installed appearance or reduce performance and intended function.