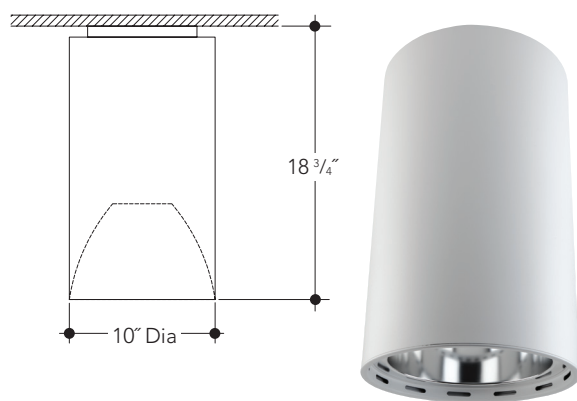


Project Name: _____ Type: _____

DIMENSIONS**FEATURES****High Performance LED Array**

A high output module featuring a wide variety of lumen and color packages. Standard solid state driver, provides stable and efficient performance and a variety of dimming control options.

Benefits

- Highly energy efficient solution: up to 130 lumens per watt.
- Wide range of color temperatures 2700 - 4000K.
- Color consistency within a 3 step MacAdam ellipse.
- Module features high quality accurate color production and uniform consistent white light.
- 0-10V Dimmable driver to 10% light output standard.
- Optional dimming drivers include 0-10V to 1%, DMX and DALI.
- Minimum 80 CRI standard. Optional 90 CRI available.

Cylinder

Housing is .064" thick spun aluminum cylinder. Polyester powdercoat exterior finish with factory standard colors White (WHT), Black (BLK), Bronze (BZ), Silver (CS).

VC Mounting - Ceiling mount over recessed octagonal or 4" square junction box (by others).

VP Mounting - Pendant mount with 3/8" IP x 12" long rigid stem and swivel canopy for mounting on sloped ceilings up to 45°. Custom length stems available.

VW Mounting - Wall mount bracket constructed of cast aluminum and designed for mounting over recessed junction box. (by others).

CCK Cord and Cable Mounting kits available, standard length 72", other lengths available. Provided with 5 conductor cord to support 0-10V dimming.

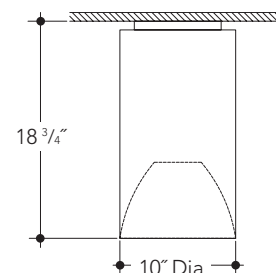
CYLINDER STYLES**OPEN****Ceiling Mount**

8" Aperture

VC1018BLED Ceiling Mount 10"x18"
Vertical LED

Finish Options

SCL Specular Clear "Alzak"
SGC Soft Glow Clear
WHT White Reflector

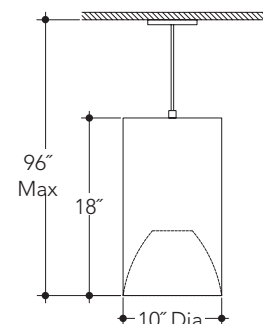
**Pendant Mount**

8" Aperture

VP1018BLED Pendant Mount 10"x18"
Vertical LED

Finish Options

SCL Specular Clear "Alzak"
SGC Soft Glow Clear
WHT White Reflector

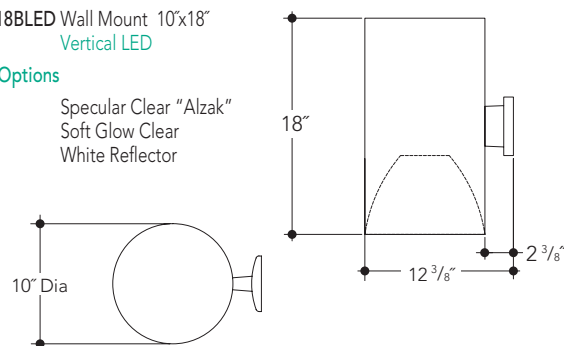
**Wall Mount**

8" Aperture

VW1018BLED Wall Mount 10"x18"
Vertical LED

Finish Options

SCL Specular Clear "Alzak"
SGC Soft Glow Clear
WHT White Reflector



Manufactured and Listed to UL 1598, ETL and CSA standards.
Interior use only.

ORDERING INFORMATION**EXAMPLE: VC1018BLED-6030K-WHT-SCL-DDM**

Wattage LED	Mounting	Series	Lumens	Kelvin	Color	Finish	Options
See Chart Below	VC	1018BLED	-40 = 4000	27K = 2700K	WHT	SCL	CCK-(XX")
	VP		-50 = 5000	30K = 3000K	BLK	SGC	DDM
	VW		-60 = 6000	35K = 3500K	BZ	WHT	DMX
			-80 = 8000	40K = 4000K	CC		HCR
			-100 = 10000		CS		P-(XX")
							REM
							ZDM

Lumens	Wattage*
4000	43W
5000	58W
6000	71W
8000	86W
10000	100W

*Actual Wattage/Lumens may vary.

Options

CCK-(XX") - Cord and Cable Mounting Kit
DDM - Dali Dimming
DMX - DMX with RDM, to less than 1%
HCR - High Color Rendering - 90 CRI Min.

P-(XX") - Additional Stem Length
(Specify Length)
REM - Remote Emergency Battery Backup
*REM not available with the CCK
(cord & cable kits)*
ZDM - 0-10V Dimming to 1%

Vantage reserves the right to change components, finishes or design details in any manner which does not alter the installed appearance or reduce performance and intended function.

▲ See Options pages for other options and finishes.