

Catalog #	Type
Project	
Notes	Date
Prepared by	



6" LED/F-Class GEN V Retrofit Kit

LED 6" Lensed Downlight Retrofit Kit, non-IC, 750-5000 Lumens



Description

6 inch spec-grade LED recessed, non-IC LED retrofit kit with medium beam spread, featuring superior thermal management and simple installation. Light engine features LED module and LED driver with outputs ranging from 750 to 5000 lumens and color temperatures from 2700 to 5000K. A wide selection of driver, reflector finishes and emergency battery back-up options available.

Specifications and Features

Construction

Low-profile junction box featuring hinged access covers and spring retaining latches; (3) 3/4" knockouts allowing straight conduit runs. Listed for (8) #12 AWG (4 in, 4 out), 90° C conductors and feed through branch wiring. Driver, LED module and optional battery backup accessible from below ceiling. Reflectors are held in place by friction clips, securing reflector flange tightly to existing housing.

Light Engine

LED module produces up to 107 lumens per watt. Output ranges from 750 to 5000 lumens with (5) standard color temperatures. Color variations are less than 3-step MacAdam ellipses and have greater than 80 CRI at all color temperatures. Rated life in excess of 50,000 hours at 70% of initial lumen output (L70>50,000 hours). Standard driver features auto reset thermal protection and 0-10V dimming to 1% of light output with flicker free operation. Optional driver include triac (phase control), Lutron Hi-Lume 2 and 3 wire and more.

Optics

LED module features soft white acrylic window, obscuring LED's, preventing pixilation and producing uniform brightness. Reflectors are a one-piece spinning from heavy gauge, high purity aluminum and are self-flanged. Reflectors are available in both Alzak® and painted finishes, producing a uniform distribution free of streaks, striations or hotspots while also provide superior cutoff and brightness control. Reflector key slots provide quick disconnect from LED light engine. Standard distribution is medium with lens options available that include glass and polycarbonate materials with a variety of optical properties.

Controls

Compatible with a wide range of controls systems depending on driver selected. Standard driver features SensorReady technology for simple 2 wire connection to motion and daylight harvesting sensors. An open source architecture allows for the use of a wide variety of sensors and the ability to control individual or grouped luminaires through wireless communications. Contact factory for option controls and sensors.

Listings

Manufactured and Listed to UL 1598, ETL and CSA standards. Non-IC rated. Insulation to be kept 3" from luminaire. Suitable for Damp Locations; Wet location under covered ceiling. Ambient operating temperature range: -20° to 30 C°. All photometric tests performed by an accredited NVLP facility and in accordance to IESNA LM-79-2008 testing procedures. ENERGY STAR® certified product.

Warranty

5-year limited warranty on LED components.

Ordering Information

EXAMPLE: RET-A6VEFLED-1130K-M6060-SGC

Series/Source	Voltage	Lumens	Kelvin	Reflector	Lens	Finish	Options
RET-A6VEFLED 6" round, non-IC	U ¹ - 120V-277V 1 - 120 Volts 2 - 277 Volts	-07 - 750 -11 - 1100 -15 - 1500 -20 - 2000 -30 - 3000 -40 ^{3,4} - 4000 -50 ^{3,4} - 5000	27K - 2700K 30K - 3000K 35K - 3500K 40K - 4000K 50K - 5000K	M606_ <i>Medium Distribution</i>	1 1P 1FR 1FRP 4 4P 2D 4D 6D 8D	SCL-R SGC-R WHT-R	GR-6-xx DL-2 ² DL-3 ³ LDE1 ³ TDM DMX DTD ⁴ EM-17 HCR ⁵ PF

Notes

- 1 - Must provide voltage when optional drivers are selected.
- 2 - DL-2 Not available above 3000 Lumens.
- 3 - DL-3 & LDE1 not available above 4000 Lumens.
- 4 - DTD not available above 4000 Lumens.
- 5 - HCR not available above 2000 Lumens.

Lens Options

- 1 - Clear Glass
- 1P - Clear Polycarbonate
- 1FR - Frosted Glass
- 1FRP - Frosted Polycarbonate
- 4 - Prismatic Glass
- 4P - Prismatic Acrylic

Special Optics

- 2D - Optical Diffuser-20°
- 4D - Optical Diffuser-40°
- 6D - Optical Diffuser-60°
- 8D - Optical Diffuser-80°

Reflector Finish Options

- SCL-R - Specular Clear
- SGC-R - Soft Glow Clear
- WHT-R - White Painted

All trims supplied standard with white painted flange.

Options

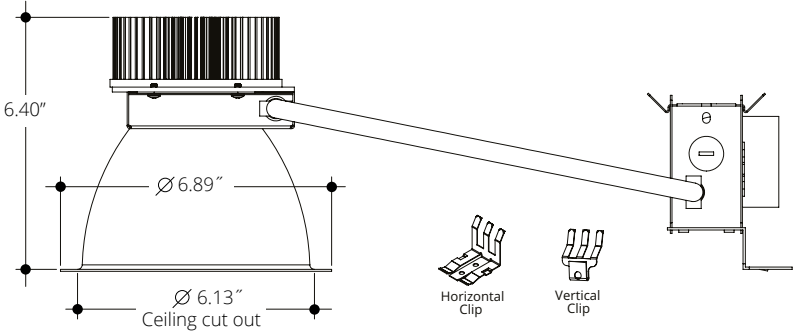
- GR-6-xx - 6" Goof Ring (specify outer dimension in inches where 'xx' are.)
- DL-2² - Lutron 2 wire Hi-Lume Dimming Driver.
- DL-3³ - Lutron 3 wire Hi-Lume Dimming Driver.
- LDE1³ - Lutron EcoSystem Fade-to-Black™.
- TDM - Triac Dimming Driver.
- DMX - DMX Dimming Driver with RDM.
- DTD⁴ - 0.1% dimming.

- EM-17 - Emergency battery back-up. Remote test button & indicator Light.
- HCR⁵ - 90 CRI (minimum).
- PF - Polished Flange.

Vantage reserves the right to change components, finishes or design details in any manner which does not alter the installed appearance or reduce performance and intended function.


LED 6" Lensed Downlight Retrofit Kit', non-IC, 750-5000 Lumens

Ceiling Cut Out 6.13"



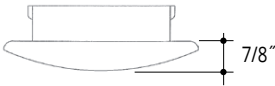
Lumens	Wattage*
750	9.4
1100	15.4
1500	21.6
2000	27.2
3000	33.2
4000	45.6
5000	58.5
All measured at 3000K	
*Actual Wattage/Lumens may vary.	

F-Class GEN V Retrofit Kit Contents



SHOWER TRIM - LED - ROUND 6" Aperture

M6015 Non Conductive Shower Trim



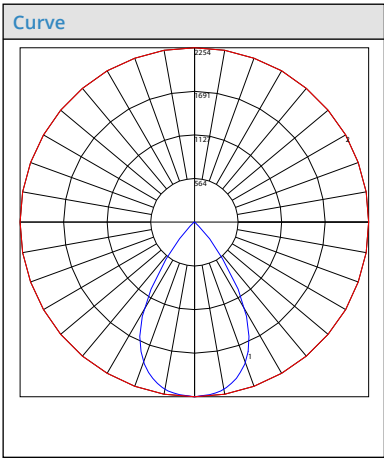
Photometrics

Model
RETRO-A6VEFLED-2035K

Lumens
2259.94

Efficacy
89

SC
1.00



Cone of Light

	Center Beam fc	Beam Width	
1.7	1,708	0.5	0.5
3.3	453	0.9	0.9
5.0	197	1.3	1.4
6.7	110	1.8	1.8
8.3	71.6	2.2	2.2
10.0	49.4	2.7	2.7

Candela Table	
Degrees Vertical	Candela
0.0	2254
1.0	2251
3.0	2243
5.0	2233
7.0	2221
9.0	2203
11.0	2175
13.0	2136
15.0	2088
17.0	2030
19.5	1944
22.5	1809
25.5	1637
29.0	1392
33.0	1033
37.5	601
42.5	288
47.5	79
55.0	9
65.0	6
75.0	5
85.0	4
90.0	0

Zonal Lumen Summary		
Zone	Lumens	% Luminaire
45	29006	29006
55	1754	1754
65	1587	1587
75	2159	2159
85	5130	5130

VANTAGE LIGHTING F-Class GEN V Multipliers					
CRI	MULTIPLIER	KELVIN	MULTIPLIER	FINISH	MULTIPLIER
80	1	5000K	1.098	SCL	1
90	0.81	4000K	1.035	SGC	0.95
		3500K	1	WHT	0.87
		3000K	0.975		
		2700K	0.939		