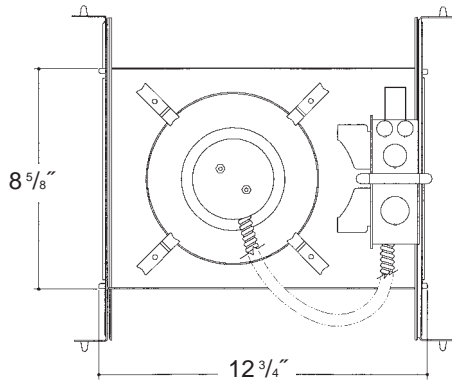
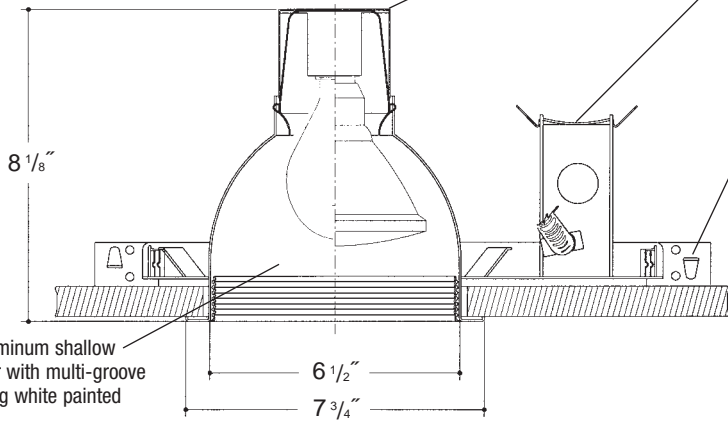


Job Name _____

Type _____



7" SHALLOW BAFFLED INCANDESCENT



Aluminum socket cup with spring steel snap-in clips for fast assembly. *UL Listed* medium base porcelain socket, with nickel plated brass screw shell.

Heavy gauge electrogalvanized steel junction box, prewired and grounded with easy access from below. Listed for through branch circuit wiring. Thermal cutout provided.

Electrogalvanized steel frame components with spring steel reflector clips for fast assembly of reflector. Innovative, rigid bar hangers incorporate formed cross sections, joint positioning tabs, integral nails, auxiliary nailholes, T-Bar slots and holes for locking bars to T-Bar using #8 self-tapping screws (by others). Bars extend 14"-24". Frame will also accept Caddy Bar #517B for fast installation in drop-in ceilings, bars extend 27".

Heavy gauge spun aluminum shallow low iridescent reflector with multi-groove baffle and self trimming white painted flange.

Rough in Kit – 7" Incandescent (150W A21; 150W PAR38; 120W BR40; 100W PAR30)

Catalog Number **7INC** _____

7INC

Wattage

Options

150W MAX. A21
150W PAR38
120W BR40
100W PAR30

277V SD
R

Options ▲

277V SD
R

Step Down Transformer 277V to 120V Remodeler

Finishing Kit – 7" Incandescent Shallow Open Baffled Reflector

Catalog Number **7350** _____

7350

Finish

Options

SCL/BL
SGO/BL
SCL/WH
SGO/WH
WHT/WH
WHT/BL

PF

Finish (Factory Standard)

SCL/BL Specular Clear "Alzak" with White Flange and Black Baffle
SGO/BL Specular Gold "Alzak" with White Flange and Black Baffle
SCL/WH Specular Clear "Alzak" with White Flange and White Baffle
SGO/WH Specular Gold "Alzak" with White Flange and White Baffle
WHT/WH White Reflector with White Flange and White Baffle
WHT/BL White Reflector with White Flange and Black Baffle

Options ▲

PF

High Polished Flange

Features

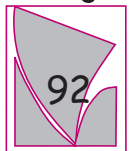
Manufactured and Listed to UL 1598, ETL and CSA standards.
Suitable for Damp Locations
Wet location under covered ceiling



▲ See Options and Finishes pages for a list of additional finishes and equipment.

Vantage reserves the right to change components, finishes or design details in any manner which does not alter the installed appearance or reduce performance and intended function.

Vantage



Luminaires

76 Community Avenue Plainfield, CT 06374
voice (860)564.4512 fax (860)564.4854
www.vantageitg.com

05/07