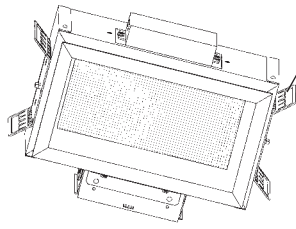


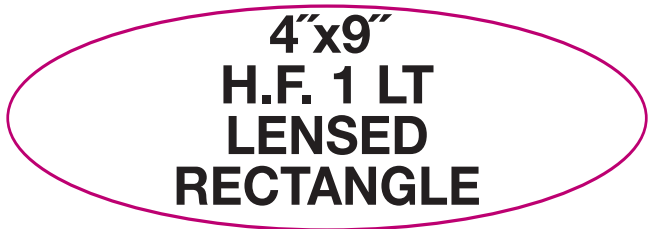
Architectural Geo Series

Job Name _____

Type _____

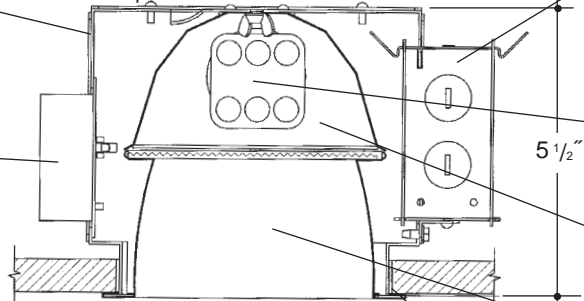


Adjustable height electrogalvanized plated steel mounting ears with cutouts for various mounting methods. Standard bars (included) are innovative and incorporate rigid formed cross sections, joist positioning tabs, integral nails, auxiliary nailholes, T-Bar slots and holes for locking bars to T-Bar using #8 self-tapping screws (by others). Bars extend 14"-24". Ears will also accept Caddy Bar #520 for fast installation in T-Bar ceilings, bars extend 27".



Housing is formed of heavy gauge electrogalvanized steel with integral venting for cool operation and extended lamp life.

Electronic ballast, Class P, 50/60 HZ-120/277, Programmed Start, thermally protected, 98% Power Factor, 1.00 Ballast Factor, <10% THD, Class A sound rated. Minimum starting temperature -18°C/0°F. *UL Listed* component.



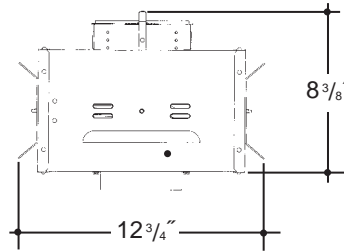
Heavy gauge electrogalvanized steel junction box, prewired and grounded with easy access from below. Listed for through branch circuit wiring.

Aluminum socket housing with quick assembly hardware. *UL Listed* socket and electrical connectors.

Precision formed aluminum specular clear low iridescent "Alzak" upper reflector.

Rectangular "Alzak" aperture trim, die formed, mitred corners, self trimming flange, positive spring retention clips and integral spread lens. (-14 C73 Standard)

Integral 3/4" plaster frame.



(10 1/4" FLANGE LENGTHWISE)

Rough In Kit – 4.5"x9.5" Rectangle Horizontal Fluorescent 1-Lamp (Compact Fluorescent Triple or Quad Tube)

Catalog Number **VGS49HF1**

VGS49HF1

Wattage

Ballast

Voltage

Options

57W MAX. DT/E
42W PLT
32W PLT
26W DTT, PLT
18W DTT, PLT

E
DA
DL

1
2
3
4

EM*

Ballast

E

Electronic

(4 Pin Lamp)

DA

Dimming - Advance Mark X

(4 Pin Lamp)

DL

Dimming - Lutron

(4 Pin Lamp)

Voltage

1

120 Volts

2

277 Volts

3

347 Volts (Electronic Ballast Only)

4

208 Volts

Options ▲

EM*

Emergency Battery

*(TOP COVER REMOVABLE FROM BELOW FOR EM ACCESS)

Electronic Multi-Tap Ballast 120/277V Factory Standard

Finishing Kit – 4.5"x9.5" Rectangle Horizontal Lensed Reflector

Catalog Number **VGS49-**

VGS49-

Lens

Finish

Options

-14 C73 (Standard)
-S18 (SOLITE)
-I532 (INDUSTREX)

SCL
SGO
SGC

PF

Finish (Factory Standard)

SCL

Specular Clear "Alzak" with White Flange

SGO

Specular Gold "Alzak" with White Flange

SGC

Soft Glow Clear "Alzak"

Options ▲

PF

High Polished Flange

Features


Manufactured and Listed to UL 1598, ETL and CSA standards.
Suitable for Damp Locations
Wet location under covered ceiling



▲ See Options and Finishes pages for a list of additional finishes and equipment.

Vantage reserves the right to change components, finishes or design details in any manner which does not alter the installed appearance or reduce performance and intended function.

Vantage



Luminaires

76 Community Avenue Plainfield, CT 06374
voice (860)564.4512 fax (860)564.4854
www.vantageitg.com

07/07